

Updating the Software

Fire Station Desktop receives updates from your Department Hub.

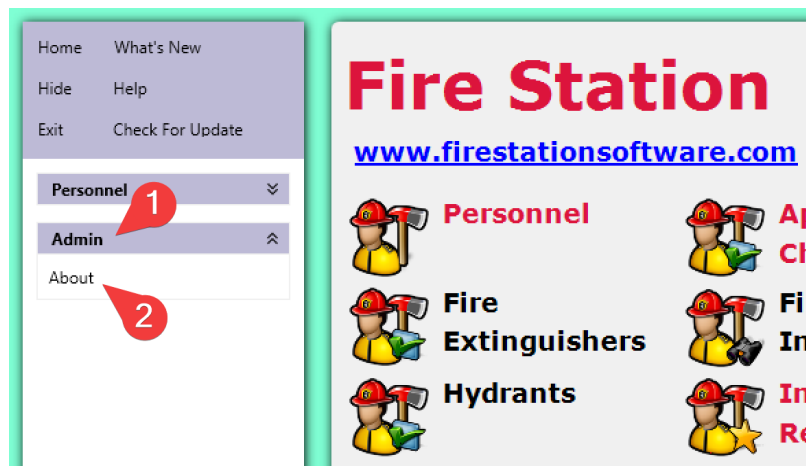
You will be notified of updates after signing in to Fire Station through a pop-up window.

Summary: Click "Check for Updates" while using Fire Station to install updates.

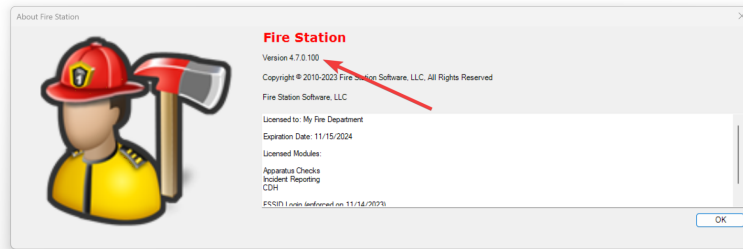


Checking Your Software Version

To determine which version of Fire Station you have installed, open the "Admin" menu and click the "About" link.



The version number is displayed in the pop-up window.

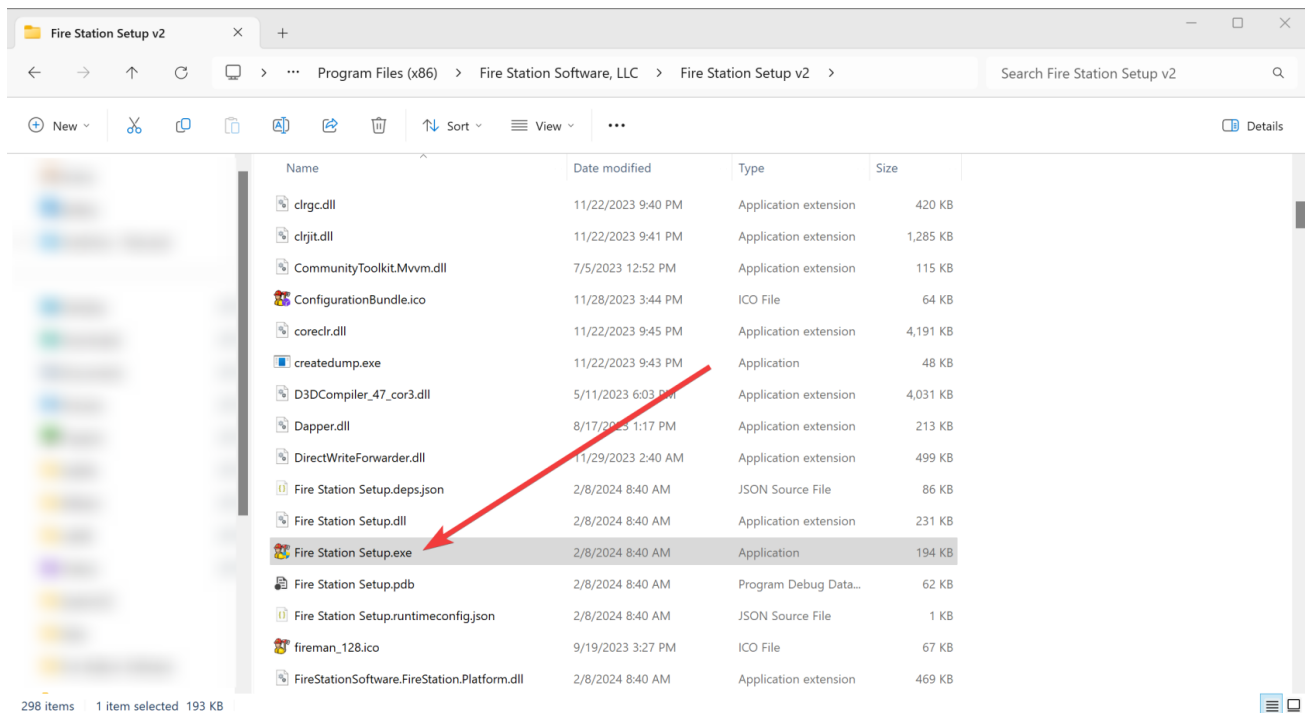


Manually Running Fire Station Setup

At times it may be necessary to start the setup program manually. This is typically caused by installation errors or other system configuration.

To do this, open C:\Program Files (x86)\Fire Station Software, LLC\Fire Station Setup v2

Then, double-click the Fire Station Setup application:



Revision #2

Created 23 August 2024 11:17:11 by Wesley Naslund

Updated 27 August 2024 20:57:55 by Wesley Naslund