

Release Notes

Release notes for all Fire Station Software products.

- [2024](#)
 - [November 2024](#)
 - [September 2024](#)
 - [June 2024 \(Summer 2024\)](#)
 - [May 2024 \(Spring 2024\)](#)
 - [January 2024](#)
- [2023](#)
 - [November 2023 \(Fall 2023\)](#)

2024

2024

November 2024

Fire Station Desktop

Rolled out to Active911 Beta customers on November 1st, 2024.

General

- Added improved net code support for handling database connection errors.

Active911 Beta

- Fixed a bug when no firefighters match the alert responses.
- Fixed a bug where the alert "details" were not appearing.
- Converted the alert times and response times to the timezone of the computer running Fire Station.

2024

September 2024

Fire Station Desktop

Rolled out September 5th, 2024

Active911 Integration Beta

Link devices to personnel and copy alert information to quick calls. Requires the Incident Reporting Module and CDH.

If you are interested in participating in beta testing this feature, please reach out to sales@firestationsoftware.com

Sign in to Auxiliary Databases

Sign in to alternate databases to review data migrations during onboarding.

Reauthorize Device Credentials

Device registrations for Fire Station Desktop expire after a year. You can now reauthorize your devices after the registration expires by signing in again with your FSSID.

Other Changes

- Enhanced the loading screen after signing in
-

Fire Station+

Rolled out September 5th, 2024

Incident Reports Beta

Collect information on scene with a new Android application. Enter NFIRS reports quicker with the online report form. Requires the Incident Reporting Module and CDH.

If you are interested in participating in beta testing this feature, please reach out to sales@firestationsoftware.com

2024

June 2024 (Summer 2024)

Fire Station+

Rollout Date: June 28th, 2024

Apparatus Checks

Bug Fixes

- Fixed the status of apparatus listed on the switch apparatus page when there is a check in progress **and** no checks have been submitted yet. Previously, under these conditions, the switch apparatus page listed the apparatus as "Never Checked". With this release, such an apparatus now says "Check in Progress".
- On the switch apparatus screen, after clicking the "Show Hidden Apparatus" to view archived apparatus, a new button has been added with the label "Hide Apparatus". Clicking this button hides the archived apparatus, thus bringing you back to the original list of apparatus.

May 2024 (Spring 2024)

Fire Station Desktop

We are excited to announce the Spring 2024 release of Fire Station Desktop. This release streamlines how your department uses Fire Station Desktop.

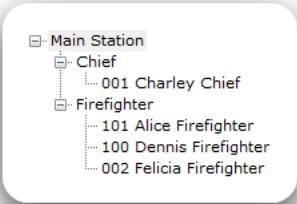
The following modules have been updated as part of this release:

Personnel Module

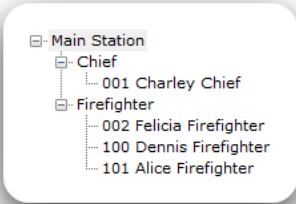
Enhanced Personnel List Sorting

The personnel list now sorts using the number and name alphabetically.

Previously, the personnel were sorted purely alphabetically. This did not take numbering into account.



Before



After

Carrier Support for Cricket Wireless

Mobile Phone: 8888092673

Pager:

SSN:

Call Rate: 0.00

Training Rate: 0.00

Photo:

Cricket Wireless

Altel

AT&T

Boost Mobile

Cellular One

Cricket Wireless

Metro PCS

Nextel

Sprint

T-Mobile

Tracfone

US Cellular

Verizon

Virgin Mobile

Flat (pe

Flat (pe

Cricket Wireless has been added as a mobile carrier option when entering a mobile phone number.

When enabling notifications, the personnel's Cricket Wireless number can be selected to send notifications via SMS text messages.

Group Options

Name: Default

Email Text: The following items are nearing their expiration dates:

Email Address:

support@firestationsoftware.com (Charley Chief)

8888092673@msa.mycricket.com (Charley Chief)

1112223333@vtext.com (Felicia Firefighter)

Add ?

For a full list of mobile carrier emails, see the Fire Station Desktop documentation on Notification Text Messages ([link](#)).

Improved Personnel Certification Sorting

The personnel certification list now includes the certification group and sorts by certification group.

Group	Certification	Completed	Issued Date	Expiration Date	Number
	ERT-0	<input type="checkbox"/>			
	ERT-1	<input type="checkbox"/>			
	ERT-1.1	<input type="checkbox"/>			
	ERT-2	<input type="checkbox"/>			
	ERT	<input type="checkbox"/>			
	ERT	<input type="checkbox"/>			
	ERT-100	<input type="checkbox"/>			
	ERT-100	<input type="checkbox"/>			
	ERT-100	<input type="checkbox"/>			
	ERT-100	<input type="checkbox"/>			
	ERT-100	<input type="checkbox"/>			
	ERT-100	<input type="checkbox"/>			
	ERT-100	<input type="checkbox"/>			
	ERT-100	<input type="checkbox"/>			
	ERT-100	<input type="checkbox"/>			
	ERT-100	<input type="checkbox"/>			
	ERT-100	<input type="checkbox"/>			
	ERT-100	<input type="checkbox"/>			
	ERT-100	<input type="checkbox"/>			
	ERT-100	<input type="checkbox"/>			
	ERT-100	<input type="checkbox"/>			
	ERT-100	<input type="checkbox"/>			
	ERT-100	<input type="checkbox"/>			
	ERT-100	<input type="checkbox"/>			
	ERT-100	<input type="checkbox"/>			
	ERT-100	<input type="checkbox"/>			
	ERT-100	<input type="checkbox"/>			
	ERT-100	<input type="checkbox"/>			
	ERT-100	<input type="checkbox"/>			
	ERT-100	<input type="checkbox"/>			
	ERT-100	<input type="checkbox"/>			
	ERT-100	<input type="checkbox"/>			
	ERT-100	<input type="checkbox"/>			
	ERT-100	<input type="checkbox"/>			
	ERT-100	<input type="checkbox"/>			
	ERT-100	<input type="checkbox"/>			
	ERT-100	<input type="checkbox"/>			
	ERT-100	<input type="checkbox"/>			
	ERT-100	<input type="checkbox"/>			
	ERT-100	<input type="checkbox"/>			
	ERT-100	<input type="checkbox"/>			
	ERT-100	<input type="checkbox"/>			
	ERT-100	<input type="checkbox"/>			
	ERT-100	<input type="checkbox"/>			
	ERT-100	<input type="checkbox"/>			
	ERT-100	<input type="checkbox"/>			
	ERT-100	<input type="checkbox"/>			
	ERT-100	<input type="checkbox"/>			
	ERT-100	<input type="checkbox"/>			
	ERT-100	<input type="checkbox"/>			
	ERT-100	<input type="checkbox"/>			
	ERT-100	<input type="checkbox"/>			
	ERT-100	<input type="checkbox"/>			
	ERT-100	<input type="checkbox"/>			
	ERT-100	<input type="checkbox"/>			
	ERT-100	<input type="checkbox"/>			
	ERT-100	<input type="checkbox"/>			
	ERT-100	<input type="checkbox"/>			
	ERT-100	<input type="checkbox"/>			
	ERT-100	<input type="checkbox"/>			
	ERT-100	<input type="checkbox"/>			
	ERT-100	<input type="checkbox"/>			
	ERT-100	<input type="checkbox"/>			
	ERT-100	<input type="checkbox"/>			
	ERT-100	<input type="checkbox"/>			
	ERT-100	<input type="checkbox"/>			
	ERT-100	<input type="checkbox"/>			
	ERT-100	<input type="checkbox"/>			
	ERT-100	<input type="checkbox"/>			
	ERT-100	<input type="checkbox"/>			
	ERT-100	<input type="checkbox"/>			
	ERT-100	<input type="checkbox"/>			
	ERT-100	<input type="checkbox"/>			
	ERT-100	<input type="checkbox"/>			
	ERT-100	<input type="checkbox"/>			
	ERT-100	<input type="checkbox"/>			
	ERT-100	<input type="checkbox"/>			
	ERT-100	<input type="checkbox"/>			
	ERT-100	<input type="checkbox"/>			
	ERT-100	<input type="checkbox"/>			
	ERT-100	<input type="checkbox"/>			
	ERT-100	<input type="checkbox"/>			
	ERT-100	<input type="checkbox"/>			
	ERT-100	<input type="checkbox"/>			
	ERT-100	<input type="checkbox"/>			
	ERT-100	<input type="checkbox"/>			
	ERT-100	<input type="checkbox"/>			
	ERT-100	<input type="checkbox"/>			
	ERT-100	<input type="checkbox"/>			
	ERT-100	<input type="checkbox"/>			
	ERT-100	<input type="checkbox"/>			
	ERT-100	<input type="checkbox"/>			
	ERT-100	<input type="checkbox"/>			
	ERT-100	<input type="checkbox"/>			
	ERT-100	<input type="checkbox"/>			
	ERT-100	<input type="checkbox"/>			
	ERT-100	<input type="checkbox"/>			
	ERT-100	<input type="checkbox"/>			
	ERT-100	<input type="checkbox"/>			
	ERT-100	<input type="checkbox"/>			
	ERT-100	<input type="checkbox"/>			
	ERT-100	<input type="checkbox"/>			
	ERT-100	<input type="checkbox"/>			
	ERT-100	<input type="checkbox"/>			
	ERT-100	<input type="checkbox"/>			
	ERT-100	<input type="checkbox"/>			
	ERT-100	<input type="checkbox"/>			
	ERT-100	<input type="checkbox"/>			
	ERT-100	<input type="checkbox"/>			
	ERT-100	<input type="checkbox"/>			
	ERT-100	<input type="checkbox"/>			
	ERT-100	<input type="checkbox"/>			
	ERT-100	<input type="checkbox"/>			
	ERT-100	<input type="checkbox"/>			
	ERT-100	<input type="checkbox"/>			
	ERT-100	<input type="checkbox"/>			
	ERT-100	<input type="checkbox"/>			
	ERT-100	<input type="checkbox"/>			
	ERT-100	<input type="checkbox"/>			
	ERT-100	<input type="checkbox"/>			
	ERT-100	<input type="checkbox"/>			
	ERT-100	<input type="checkbox"/>			
	ERT-100	<input type="checkbox"/>			
	ERT-100	<input type="checkbox"/>			
	ERT-100	<input type="checkbox"/>			
	ERT-100	<input type="checkbox"/>			
	ERT-100	<input type="checkbox"/>			
	ERT-100	<input type="checkbox"/>			
	ERT-100	<input type="checkbox"/>			
	ERT-100	<input type="checkbox"/>			
	ERT-100	<input type="checkbox"/>			
	ERT-100	<input type="checkbox"/>			
	ERT-100	<input type="checkbox"/>			
	ERT-100	<input type="checkbox"/>			
	ERT-100	<input type="checkbox"/>			
	ERT-100	<input type="checkbox"/>			
	ERT-100	<input type="checkbox"/>			
	ERT-100	<input type="checkbox"/>			
	ERT-100	<input type="checkbox"/>			
	ERT-100	<input type="checkbox"/>			
	ERT-100	<input type="checkbox"/>			
	ERT-100	<input type="checkbox"/>			
	ERT-100	<input type="checkbox"/>			
	ERT-100	<input type="checkbox"/>			
	ERT-100	<input type="checkbox"/>			
	ERT-100	<input type="checkbox"/>			
	ERT-100	<input type="checkbox"/>			
	ERT-100	<input type="checkbox"/>			
	ERT-100	<input type="checkbox"/>			
	ERT-100	<input type="checkbox"/>			
	ERT-100	<input type="checkbox"/>			
	ERT-100	<input type="checkbox"/>			
	ERT-100	<input type="checkbox"/>			
	ERT-100	<input type="checkbox"/>			
	ERT-100	<input type="checkbox"/>			
	ERT-100	<input type="checkbox"/>			
	ERT-100	<input type="checkbox"/>			
	ERT-100	<input type="checkbox"/>			
	ERT-100	<input type="checkbox"/>			
	ERT-100	<input type="checkbox"/>			
	ERT-100	<input type="checkbox"/>			
	ERT-100	<input type="checkbox"/>			
	ERT-100	<input type="checkbox"/>			
	ERT-100	<input type="checkbox"/>			
	ERT-100	<input type="checkbox"/>			
	ERT-100	<input type="checkbox"/>			
	ERT-100	<input type="checkbox"/>			
	ERT-100	<input type="checkbox"/>			
	ERT-100	<input type="checkbox"/>			
	ERT-100	<input type="checkbox"/>			
	ERT-100	<input type="checkbox"/>			
	ERT-100	<input type="checkbox"/>			
	ERT-100	<input type="checkbox"/>			
	ERT-100	<input type="checkbox"/>			
	ERT-100	<input type="checkbox"/>			
	ERT-100	<input type="checkbox"/>			
	ERT-100	<input type="checkbox"/>			
	ERT-100	<input type="checkbox"/>			
	ERT-100	<input type="checkbox"/>			
	ERT-100	<input type="checkbox"/>			
	ERT-100	<input type="checkbox"/>			
	ERT-100	<input type="checkbox"/>			
	ERT-100	<input type="checkbox"/>			
	ERT-100	<input type="checkbox"/>			
	ERT-100	<input type="checkbox"/>			
	ERT-100	<input type="checkbox"/>			
	ERT-100	<input type="checkbox"/>			
	ERT-100	<input type="checkbox"/>			
	ERT-100	<input type="checkbox"/>			
	ERT-100	<input type="checkbox"/>			
	ERT-100	<input type="checkbox"/>			
	ERT-100	<input type="checkbox"/>			
	ERT-100	<input type="checkbox"/>			
	ERT-100	<input type="checkbox"/>			
	ERT-100	<input type="checkbox"/>			
	ERT-100	<input type="checkbox"/>			
	ERT-100	<input type="checkbox"/>			
	ERT-100	<input type="checkbox"/>			
	ERT-100	<input type="checkbox"/>			
	ERT-100	<input type="checkbox"/>			
	ERT-100	<input type="checkbox"/>			
	ERT-100	<input type="checkbox"/>			
	ERT-100	<input type="checkbox"/>			
	ERT-100	<input type="checkbox"/>			
	ERT-100	<input type="checkbox"/>			
	ERT-100	<input type="checkbox"/>			
	ERT-100	<input type="checkbox"/>			
	ERT-100	<input type="checkbox"/>			
	ERT-100	<input type="checkbox"/>			
	ERT-100	<input type="checkbox"/>			
	ERT-100	<input type="checkbox"/>			
	ERT-100	<input type="checkbox"/>			
	ERT-100	<input type="checkbox"/>			
	ERT-100	<input type="checkbox"/>			
	ERT-100	<input type="checkbox"/>			
	ERT-100	<input type="checkbox"/>			
	ERT-100	<input type="checkbox"/>			
	ERT-100	<input type="checkbox"/>			
	ERT-100	<input type="checkbox"/>			
	ERT-100	<input type="checkbox"/>			
	ERT-100	<input type="checkbox"/>			
	ERT-100	<input type="checkbox"/>			
	ERT-100	<input type="checkbox"/>			
	ERT-100	<input type="checkbox"/>			
	ERT-100	<input type="checkbox"/>			
	ERT-100	<input type="checkbox"/>			
	ERT-100	<input type="checkbox"/>			
	ERT-100	<input type="checkbox"/>			
	ERT-100	<input type="checkbox"/>			
	ERT-100	<input type="checkbox"/>			
	ERT-100	<input type="checkbox"/>			
	ERT-100	<input type="checkbox"/>			
	ERT-100	<input type="checkbox"/>			
	ERT-100	<input type="checkbox"/>			
	ERT-100	<input type="checkbox"/>			
	ERT-100	<input type="checkbox"/>			
	ERT-100	<input type="checkbox"/>			
	ERT-100	<input type="checkbox"/>			
	ERT-100	<input type="checkbox"/>			
	ERT-100	<input type="checkbox"/>			
	ERT-100	<input type="checkbox"/>			
	ERT-100	<input type="checkbox"/>			
	ERT-100	<input type="checkbox"/>			
	ERT-100	<input type="checkbox"/>			
	ERT-100	<input type="checkbox"/>			
	ERT-100	<input type="checkbox"/>			
	ERT-100	<input type="checkbox"/>			
	ERT-100	<input type="checkbox"/>			
	ERT-100	<input type="checkbox"/>			
	ERT-100	<input type="checkbox"/>			
	ERT-100	<input type="checkbox"/>			
	ERT-100	<input type="checkbox"/>			
	ERT-100	<input type="checkbox"/>			
	ERT-100	<input type="checkbox"/>			
	ERT-100	<input type="checkbox"/>			
	ERT-100	<input type="checkbox"/>			
	ERT-100	<input type="checkbox"/>			
	ERT-100	<input type="checkbox"/>			
	ERT-100	<input type="checkbox"/>			
	ERT-100	<input type="checkbox"/>			
	ERT-100	<input type="checkbox"/>			
	ERT-100	<input type="checkbox"/>			
	ERT-100	<input type="checkbox"/>			
	ERT-100	<input type="checkbox"/>			
	ERT-100	<input type="checkbox"/>			
	ERT-100	<input type="checkbox"/>			
	ERT-100	<input type="checkbox"/>			
	ERT-100	<input type="checkbox"/>			
	ERT-100	<input type="checkbox"/>			
	ERT-100	<input type="checkbox"/>			
	ERT-100	<input type="checkbox"/>			
	ERT-100	<input type="checkbox"/>			
	ERT-100	<input type="checkbox"/>			
	ERT-100	<input type="checkbox"/>			
	ERT-100	<input type="checkbox"/>			
	ERT-100	<input type="checkbox"/>			
	ERT-100	<input type="checkbox"/>			
	ERT-100	<input type="checkbox"/>			
	ERT-100	<input type="checkbox"/>			
	ERT-100	<input type="checkbox"/>			
	ERT-100	<input type="checkbox"/>			
	ERT-100	<input type="checkbox"/>			
	ERT-100	<input type="checkbox"/>			
	ERT-100	<input type="checkbox"/>			
	ERT-100	<input type="checkbox"/>			
	ERT-100	<input type="checkbox"/>			
	ERT-100	<input type="checkbox"/>			
	ERT-100	<input type="checkbox"/>			
	ERT-100	<input type="checkbox"/>			
	ERT-100	<input type="checkbox"/>			
	ERT-100	<input type="checkbox"/>			
	ERT-100	<input type="checkbox"/>			
	ERT-100	<input type="checkbox"/>			
	ERT-100	<input type="checkbox"/>			
	ERT-100	<input type="checkbox"/>			
	ERT-100	<input type="checkbox"/>			
	ERT-100	<input type="checkbox"/>			
	ERT-100	<input type="checkbox"/>			
	ERT-100	<input type="checkbox"/>			
	ERT-100	<input type="checkbox"/>			
	ERT-100	<input type="checkbox"/>			
	ERT-100	<input type="checkbox"/>			
	ERT-100	<input type="checkbox"/>			
	ERT-100	<input type="checkbox"/>			
	ERT-100	<input type="checkbox"/>			
	ERT-100	<input type="checkbox"/>			
	ERT-100	<input type="checkbox"/>			
	ERT-100	<input type="checkbox"/>			
	ERT-100	<input type="checkbox"/>			
	ERT-100	<input type="checkbox"/>			
	ERT-100	<input type="checkbox"/>			
	ERT-100	<input type="checkbox"/>			
	ERT-100	<input type="checkbox"/>			
	ERT-100	<input type="checkbox"/>			
	ERT-100	<input type="checkbox"/>			
	ERT-100	<input type="checkbox"/>			
	ERT-100	<input type="checkbox"/>			
	ERT-100	<input type="checkbox"/>			
	ERT-100	<input type="checkbox"/>			
	ERT-100	<input type="checkbox"/>			
	ERT-100	<input type="checkbox"/>			
	ERT-100	<input type="checkbox"/>			
	ERT-100	<input type="checkbox"/>			
	ERT-100	<input type="checkbox"/>			
	ERT-100	<input type="checkbox"/>			
	ERT-100	<input type="checkbox"/>			
	ERT-100	<input type="checkbox"/>			
	ERT-100	<input type="checkbox"/>			
	ERT-100	<input type="checkbox"/>			
	ERT-100	<input type="checkbox"/>			
	ERT-100	<input type="checkbox"/>			
	ERT-100	<input type="checkbox"/>			
	ERT-100	<input type="checkbox"/>			
	ERT-100	<input type="checkbox"/>			
	ERT-100	<input type="checkbox"/>			
	ERT-100	<input type="checkbox"/>			
	ERT-100	<input type="checkbox"/>			
	ERT-100	<input type="checkbox"/>			
	ERT-100	<input type="checkbox"/>			
	ERT-100	<input type="checkbox"/>			
	ERT-100	<input type="checkbox"/>			
	ERT-100	<input type="checkbox"/>			
	ERT-100	<input type="checkbox"/>			
	ERT-100	<input type="checkbox"/>			
	ERT-100	<input type="checkbox"/>			

Incident #: 123456789



Quick calls now support entering incident numbers up to 9-digits long. 9-digit support is also available when using automatic incident numbering.

Incident #: 24 - 0000002

You must enable this options from the Admin menu before it is available. See the Fire Station Desktop documentation for more information ([link](#)).

Support for ZIP Codes with Leading Zeros

Entering ZIP codes with leading zeros is now supported on quick calls and NFIRS calls. The leading zero is preserved when running the NFIRS 5.0 report.

01234

Zip

```
^
GCGKJ4YMI^PWMTY^
99999^CO^20240330^2400001^Q^1000^M^1^S^R^
99999^CO^20240330^2400001^Q^1005^M^100^W^M^20240330010000^20240330011000^20240330013000^20240330013500^1^1^00;^Y^1^Q^0^1^Q^0^H^Q^Q^Q^Q^
^100^
99999^CO^20240330^2400001^Q^1010^M^1^1234^Test^S^1^1^0000^H^01234^
99999^CO^20240330^2400001^Q^1030^M^001^Charley^Chief^ChiefMain^Stat^20240330^
99999^CO^20240330^2400001^Q^1035^M^001^Charley^Chief^ChiefMain^Stat^20240330^
99999^CO^20240330^2400001^Q^1100^M^1^100^M^1^100^M^1^1234^11;^M^1^1^0000^H^
99999^CO^20240330^2400001^Q^1800^M^1^E01^11^20240330010000^20240330012000^20240330013500^1^1^00;^
99999^CO^20240330^2400001^Q^1810^M^1^1^001^Charley^Chief^Chief^00;^
```

Bug Fixes

- When using the address on the NFIRS-8 (Wildland Fire) module instead of the address on the NFIRS-1 (Basic) module, the NFIRS 5.0 report no longer includes a blank 1010 (Incident Address) transaction in the generated file. This prevents parsing errors when submitting your NFIRS 5.0 report.
- Factors Contributing to Ignition and Human Factors Contributing are now copied between the NFIRS-2 (Fire) and NFIRS-8 (Wildland Fire) modules. Fire Suppression Factors are also copied if the other module does not already have Fire Supporession Factors selected. Previously, selecting Factors Contributing to Ignition and Human Factors Contributing on the NFIRS-8 (Wildland Fire) module would clear the factors selected on the NFIRS-2 (Fire) module. This has been fixed.
- Layout improvements were made to the NFIRS-9/10 (Apparatus/Personnel) module to show all form controls when editing a NFIRS call.

PPE Module

Support for Entering Generic PPE Inspections

Inspection

Inspection Date:

4/ 3/2024

Inspected By:

Fire Station Software Support

Inspection Type:

Routine

Cost

Pants

Helmet

Gloves

Hood

Footwear

Generic

This type of PPE item does not have any other inspection details.

Comments:

This is a generic PPE inspection.

Qty	Item	Inspection	Inspection Date	Inspection Type	Inspection Date	Inspection Type	Inspection Date	Inspection Type
1	Helmet	Sample Mfg.	4/3/2024	Routine	4/3/2024	Routine	4/3/2024	Routine
This is a generic PPE inspection.								

You can now enter inspections for PPE items that do not use the built in types. When running the PPE report, if inspection data is included, generic inspections now appear.

SCBA Module

New Model Number Field

The model number field has been added to SCBA records.

Name/ID #:

Cylinder #1

Station:

Main Station

Type:

Air Cylinder

Manufacturer:

Sample Mfg.

Serial #:

AT-123

Location:

Engine #1

Purchase Date:

4/ 3/2024

Manufacture Date:

4/ 3/2024

End of Service Date:

4/ 3/2034

±10

Hydro Test Date:

4/ 3/2024

Cost:

600.00

Model Number:

MODEL A-1

New Re-Inspection Date Shortcuts

ID: 1
 Name/ID #: Cylinder #1
 Station: Main Station
 Type: Air Cylinder
 Manufacturer: Sample Mfg.
 Serial #: AT-123
 Location: Engine #1
 Inspection Date: 4/ 3/2024
 Re-inspection Date: 4/ 3/2024

Purchase Date: 4/ 3/2024
 Manufacture Date: 4/ 3/2024
 End of Service Date: 4/ 3/2024
 Hydro Test Date: 4/ 3/2024
 Cost: 600.00
 Model Number: MODEL A-1

+1 week +1 month +6 months +1 Year +3 Years +5 Years **+10 Years +15 Years**

☐ Air Cylinder
☐ Passed hydrostatic test
☐ All gauges work

Add Multiple SCBA Inspections
 Submit
 Type: Air Cylinder
 Inspection Date: 4/ 3/2024
 Re-inspection Date: 4/ 3/2024

+1 week +1 month +6 months +1 Year +3 Years +5 Years **+10 Years +15 Years**

☐ Air Cylinder
☐ Passed hydrostatic test
☐ All gauges work
☐ Free of damage
☐ Flow Test
 Fill Date:

Inspected By:
 Comments:

Shortcuts for selecting a date 10 years and 15 years from today has been added when entering SCBA inspections. These shortcuts are also available when adding multiple inspections at once.

Training Module

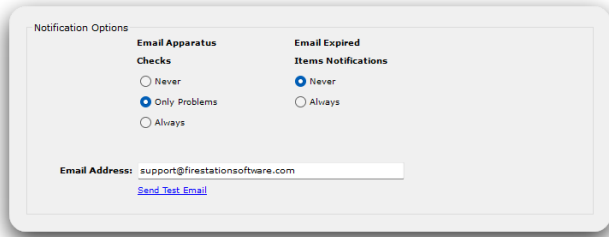
Total Number of Attendees Added to Training Report

The training report now includes the total number of personnel that attended at least one training event in the selected reporting period.

Date	Subject	Instructor	Hours
3/28/2024	EMS - ACLS	Department Trainer	0.5
Attendees			
Felicia Firefighter, Charley Chief			
Date	Subject	Instructor	Hours
3/29/2024	EMS - Additional EMS Related Continuing Education	Department Trainer	1
Attendees			
Charley Chief			
Total Event Hours:			1.5
Total Hours:			2
Average Attendance:			1.5
Total Attendees:			2

Application Settings

Improvements to Notification Setup



The notification configuration screen has been updated to use radio buttons, instead of a checkbox, when enabling apparatus check or expired item notifications. This removes the ambiguity of the older UI.

Additional Changes

- If you sign in to multiple departments using Fire Station Desktop, the list of departments is now alphabetized.
- To avoid unnecessary errors, it is no longer possible to register your device for a department with an expired license.

Fire Station+

We are excited to introduce the Spring 2024 release of Apparatus Checks for Fire Station+. This release includes a number of changes that make Apparatus Checks easier to use.

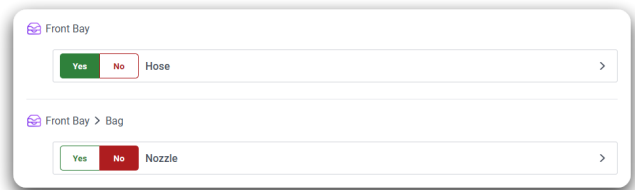
Apparatus Checks

Inventory Item Yes/No Option

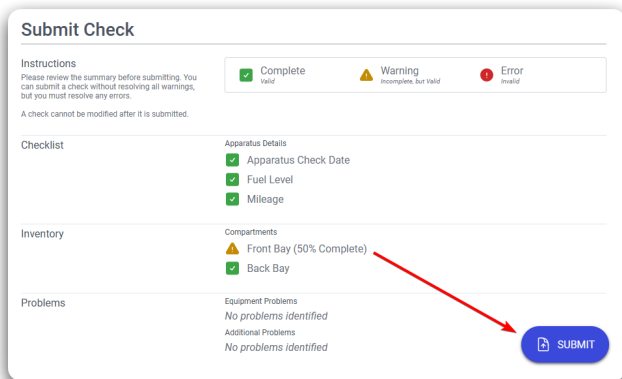
You may now enable "Yes" and "No" buttons instead of a checkbox when checking compartments.

When this option is enabled, "Yes" and "No" buttons are displayed for each inventory item in place of the checkbox. You may enter problems on items marked as "Yes" or on items marked as "No".

For more information, review the documentation ([link](#)).



Disable All Items to be Checked



You can now disable the requirement that all items must be checked to submit the apparatus check.

For more information, review the documentation ([link](#)).

Improvements to Saving Apparatus Checks

When running an apparatus check you now *must* click the save button after making changes to the page you are on. This applies to the checklist and any compartment pages. The save button turns from green to blue when a pending change is ready to be saved.

If you have a pending change and try to open a different page, or close the browser window, a warning appears to verify that you want to leave the page without saving and discard the changes.

apparatus-checks.testing.firestationsoftware.com says

Leave this page? Changes you made may not be saved.

OK

Cancel

Bug Fixes

- The date and time that an apparatus check was submitted is now displayed correctly when viewing the completed checks in Fire Station Desktop. Previously the time was

changed to UTC time. This applies to apparatus checks submitted after the Spring 2024 release **only**.

2024

January 2024

Fire Station+

Rollout Date: January 5th - 11th

Apparatus Checks

General

- Refactored the entire user interface to bring it in line with the Department Hub
- Improved the user experience when running the app on tablet devices

Apparatus Management Layout

- Added layout to view all apparatus in a list and quickly switch between them
- Apparatus check status is visible at all times
- Added per-apparatus settings for days-between-checks to drive the status indicator
- Added menu shortcuts to create new apparatus records

Apparatus Management – Check History Page

- Added new page to view all checks for an apparatus
- A new check can be quickly launched for an apparatus
- A warning appears when a check is currently in progress for the apparatus

Apparatus Management – Checklist Page

- Added new page to configure the apparatus checklist

Apparatus Management – Inventory

- Added a new page to explore the compartment and item configuration for an apparatus
- Added a new page to edit and sort compartments and items

Apparatus Management – Apparatus Details

- Added a new page to edit apparatus details
- A picture of the apparatus can be uploaded and viewed in-app
- Apparatus can now be removed from the app

Apparatus Checks Page

- Streamlined the check process
- Added support for viewing compartment and item photos during checks
- Added better control for editing and deleting all apparatus problems on a single page
- Streamlined the check assignment and participation controls
- If a non-assigned member participates in the check, they will automatically be included on the participation screen

2023

2023

November 2023 (Fall 2023)

Stage 1

Rollout Date: November 13th, 2023

Department Hub

General

- Rebuilt the entire user interface to improve navigation and provide consistency across all apps going forward
- Improved security for authentication and app access
- Added improved user profile (FSSID) editing, and added ability to upload a profile photo
- Added department switching option to the user menu to streamline multiple department management
- Added dedicated app switcher and launcher to quickly switch between apps

Accept Invitation Page

- Streamlined the invitation process for new members with an FSSID vs new members without one

Home Page

- Added a new Home page to summarize the department's status and configuration settings
- Added ability to edit department information, including updating the department logo

License Page

- Added new License page to view the current department license

Members Page

- Added new standalone page for enhanced member searching
- Added new member detail page with streamlined interface for common tasks (i.e. Send Password Reset, Remove Member, Update Permissions, Link Member to Fire Station Firefighter)

Invitations Page

- Added a new standalone page for managing department invitations
- All invitations are now visible, whether they are pending, expired or accepted
- Invitations can now be resent and if they are expired, the expiration will be moved forward
- Invitation can now be deleted before they are accepted

Fire Station+ App Compatibility

- Updated Apparatus Checks authentication to use the new login user interface
-

Stage 2

Rollout Date: November 15th - December 15th

Department Hub

Fire Station Install Page

- Added a new page to download the installer
- Added installation and update instructions
- Added a feature to email the installer to people
 - If they are not a member, they will be invited to the department
- Added permissions for allowing members to install and register Fire Station on their devices

Fire Station Devices

- Added a new page to look through registered devices for the department
- Added a new page to manage the software and configuration settings for a single registered device

Fire Station Settings

- Added a new page to view Fire Station configuration settings
- Added a feature to allow department managers to disable automatic software updates and pick when to distribute the software changes
- Added a feature to make policy changes (i.e. Enforce FSSID Sign In)
- Added a feature to allow department managers to change which device is running notification services

Fire Station+ Settings

- Added a new page to view Fire Station+ configuration settings
- Added device and browser compatibility list for Fire Station+ apps

Fire Station Setup

General

- Added new setup program for registering devices and installing Fire Station
- Department files are now separated into individual folders to prevent issues with multiple department management

Register & Install Page

- Can install updates directly from the Department Hub
- Added screens to configure and test self-hosted database connection information
 - Can detect when settings are broken and need to be fixed
- Streamlined controls for enabling the notification services on the device

Fire Station Desktop

Sign In Page

- Added new sign in page that allows FSSID sign in
- Added department switching page to streamline multiple department management
 - Added shortcuts to register the device for new departments and remove a registered device
- Added Fire Station+ shortcuts to launch apps (i.e. Department Hub, Apparatus Checks)
 - The launcher will sign in with your currently selected department

Manage Personnel Page

- Added new tab (FSSID) for admins to link firefighters to their FSSID in the Department Hub
- Added shortcut to send department hub member invitations

- Invitation is sent directly from Fire Station Desktop instead of going through the Department Hub

Home Page Menu

- Made the “Check for Updates” feature always accessible in Fire Station Desktop in favor of disabling automatic updates in the Department Hub

Bugfixes

- Fixed expired license message so that it does not refer to non-demo licenses as demo licenses
- Fixed issue where the Basic Module address was included in the NFIRS file when Wildland Fire Module address was present
- When NFIRS file is generated, Human Factors Involved on the Fire Module now defaults to “N” when no option is selected
- Fixed issue where Wildland Fire Property Ownership did not load selections correctly when editing
 - Fixed validation related to property ownership (NFIRS 5.0 Relational Edit 44)
- Fixed issue where Mobile Property Involved dropdown was hidden by other form elements in the Fire Module
- Fixed NFIRS Relational Edit 97 on the NFIRS-5 (Fire Service Casualty) module
- When exporting NFIRS 5.0 reports with the NFIRS-4 (Civilian Casualty) module, when block M2 (General Location at Time of Injury) is set to “1 In area of origin” the NFIRS 5.0 report included “-1” in the Story At Start of Incident and Story When Injury Occurred fields of the Civilian Fire Casualty Transaction (Type 1400). This has been corrected to include blank values instead of “-1”.
- Updated the layout of block F1, F2, and F3 of the NFIRS-2 (Fire) module to line up the fields
- Updated block F1 (Equipment Involved in Ignition) of the NFIRS-2 (Fire) module to require “None” to be selected or an option to be selected
- Updated block H1 (Mobile Property Involved) of the NFIRS-2 (Fire) module to require “None” to be selected or an option to be selected
- Implemented validation on NFIRS-1 (Basic) module Person Involved and Owner that requires phone numbers to be at least 10 characters for departments using OFIRMS
- Fixed NFIRS Relational Edit 17 on the NFIRS-9/10 (Personnel and Apparatus) module
- Fixed NFIRS Relational Edit 142 on the NFIRS-11 (Arson) Juvenile Firesetter module
- Fixed NFIRS Relational Edit 58 on the NFIRS-2 (Fire) module
- Updated the NFIRS 5.0 Report to exclude NFIRS-4 (Civilian Casualty) transactions when the Incident Typer is greater than the 100 series, in accordance with NFIRS Relational Edit 35
- When using OFIRMS, added additional validation for Human Factors Involved for Incident Type 140
- Added validation rule to handle NFIRS Relational Edit 35 when using OFIRMS on the NFIRS-1 (Basic) Continued module’s civilian injury and death counts

- Fixed issue where spaces in the training event type, subject or instructor could cause events to be hidden
- Fixed an issue where updating was blocked when the license was expired
- Updated the NFIRS report to generate dates/times (i.e. alarm time) with 00 for seconds if it is left blank in the form to avoid validation errors in OFIRMS
- Fixed a bug where department logos were sometimes not display due to the app's internal naming of the file
- When using OFIRMS, added additional validation to not allow the arrival time for Incident Type 611
- Fixed a bug in the Yearly training report where table headers on subsequent pages were not starting with the selected month
- Fixed a bug where editing a training event could sometimes reset the event hours to 0